






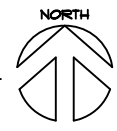
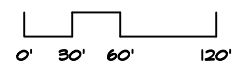
LEGEND:

-  PROPERTY/PHASING BOUNDARY
-  PHASE 1 IMPROVEMENTS
-  PHASE 2 IMPROVEMENTS
-  JOINT ACCESS DRIVEWAYS BUILT IN PHASE 1
-  UTILITIES BUILT IN PHASE 1

NOTES:

1. LOT #2 AND LOT #3 BUILDINGS ARE PROGRAMMED FOR FUTURE EXPANSION DURING PHASE 2 OR A SUBSEQUENT PHASE. FULL BUILD OUT IS SHOWN.
2. BUILT ELEMENTS WITHIN EACH PHASE WILL BE PROVIDED WITH ADEQUATE INFRASTRUCTURE TO SUPPORT THEM.
3. OFF-SITE IMPROVEMENTS REQUIRED TO SERVE THE BUSINESS PARK WILL BE CONSTRUCTED DURING PHASE 1. (ON-SITE AND OFF-SITE IMPROVEMENTS THAT BECOME NECESSARY DUE TO MARKET DEMAND AS THE BUSINESS PARK DEVELOPS WILL BE CONSTRUCTED DURING PHASE 2 OR SUBSEQUENT PHASES.)
4. SITE IMPROVEMENTS TO LOT 1, LOT 4 OR LOT 5 MAY OVERLAP WITH PHASE 1 BASED ON MARKET DEMAND.

**LIBERTY PROFESSIONAL CENTER
BUSINESS PARK DEVELOPMENT - PHASING PLAN**



SITE DATA:

S.E. 1/4, SEC.15, T.17S., R.3W., W.M.
 ASSESSOR MAP NO. 17 03 15 4; TAX LOT NO. 300
 OVERALL PROPERTY SIZE = 552,323 SF (12.68 AC)
 METRO PLAN DESIGNATION: CAMPUS INDUSTRIAL (C1)
 ZONE: CAMPUS INDUSTRIAL (C1)