





CITY OF SPRINGFIELD

STORM & SANITARY SEWER INFRASTRUCTURE

LEGEND






STORM SYMBOLS

-  STORM MAN/MAINHOLE
 -  STORM MAN/MAINHOLE PRIVATE
 -  STORM CATCH BASIN
 -  STORM CATCH BASIN PRIVATE
 -  STORM CURB INLET
 -  STORM CURB INLET PRIVATE
 -  STORM CLEAN-OUT
 -  STORM AREA DRAIN
 -  STORM AREA DRAIN PRIVATE
 -  STORM STRUCTURE
 -  STORM JUNCTION BOX
 -  STORM STRIP DRAIN
 -  STORM SCEPTOR
 -  STORM NAP/PLUG
 -  STORM NAP/PLUG PRIVATE
 -  STORM INFLOW/OUTFLOW PIPES
- INFLOW 
- OUTFLOW 

SANITARY SYMBOLS

-  SANITARY MAN/MAINHOLE
-  SANITARY MAN/MAINHOLE PRIVATE
-  SANITARY CLEAN-OUT
-  SANITARY CLEAN-OUT PRIVATE
-  SANITARY PUMP STATION
-  SANITARY STRUCTURE
-  SANITARY VAULT
-  SANITARY DIVERSION BOX
-  SANITARY NAP/PLUG
-  SANITARY NAP/PLUG PRIVATE
-  WET WELL

STORM LINES

-  STORM MAIN LINE
-  STORM MAIN LINE PRIVATE
-  STORM PERFORATED PIPE
-  STORM PERFORATED PIPE PRIVATE
-  STORM ABANDONED LINE





SANITARY LINES

-  SANITARY MAIN LINE
-  SANITARY MAIN LINE PRIVATE
-  SANITARY SERVICE LINES
-  SANITARY PRESSURE MAIN LINE
-  STORM ABANDONED LINE

BOUNDARIES

-  ASSESSMENT IMPROVEMENT AGREEMENT
-  HOOK-UP AGREEMENT
-  TAXLOTS
-  STORM BASIN BOUNDARY
-  SANITARY BASIN BOUNDARY

PLANIMETRIC BASE

-  FENCE LINE
-  POWER POLE
-  INDIVIDUAL TREES
-  TREED AREA

